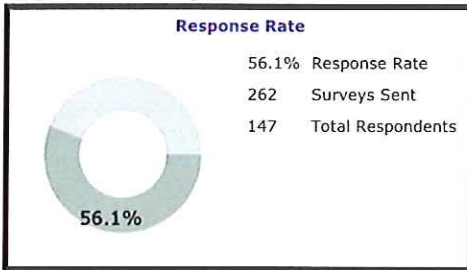



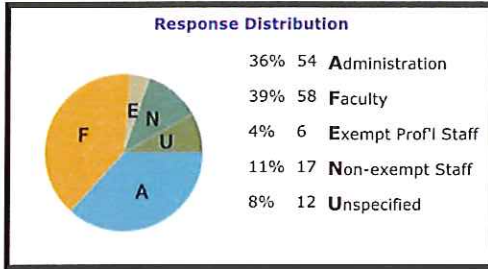

Juniata College
ModernThink Higher Education Insight Survey 2016
Topline Survey Results



	Poor 0% - 44%	Warrants Attention 45% - 54%	Fair to Mediocre 55% - 64%	Good 65% - 74%	Very Good to Excellent 75% - 100%	
				2016 Honor Roll < 3,000	2016 Carnegie Bac	
			2016	2015		
Job Satisfaction/Support			79%	81%	86%	73%
Teaching Environment			79%	85%	84%	67%
Professional Development			75%	77%	82%	69%
Compensation, Benefits & Work/Life Balance			78%	75%	81%	67%
Facilities			81%	81%	87%	70%
Policies, Resources & Efficiency			65%	66%	78%	57%
Shared Governance			73%	77%	82%	63%
Pride			86%	86%	91%	78%
Supervisors/Department Chairs			78%	74%	85%	75%
Senior Leadership			73%	76%	86%	60%
Faculty, Administration & Staff Relations			76%	77%	83%	58%
Communication			68%	65%	76%	60%
Collaboration			74%	69%	82%	63%
Fairness			65%	67%	79%	61%
Respect & Appreciation			70%	71%	80%	62%
Survey Average			74%	74%	82%	66%

*Results in the first one or two columns (two if you participated in the program last year) of the table reflect your school's average percent positive for each survey dimension, that is, the percentage of your faculty and staff that responded with "Strongly Agree" or "Agree" to the statements comprising each dimension.

Juniata College
 ModernThink Higher Education Insight Survey 2016
 Topline Results by Job Category



	Poor 0% - 44%	Warrants Attention 45% - 54%	Fair to Mediocre 55% - 64%	Good 65% - 74%	Very Good to Excellent 75% - 100%
	OVERALL Administration Faculty Exempt Prof'l Staff Non-exempt Staff				
Job Satisfaction/Support	79%	79%	81%	83%	72%
Teaching Environment	79%	83%	75%	93%	78%
Professional Development	75%	69%	87%	66%	61%
Compensation, Benefits & Work/Life Balance	78%	80%	76%	62%	82%
Facilities	81%	86%	79%	74%	77%
Policies, Resources & Efficiency	65%	65%	66%	63%	66%
Shared Governance	73%	76%	74%	53%	73%
Pride	86%	88%	84%	86%	89%
Supervisors/Department Chairs	78%	80%	78%	70%	76%
Senior Leadership	73%	77%	70%	69%	80%
Faculty, Administration & Staff Relations	76%	75%	78%	58%	76%
Communication	68%	68%	70%	62%	67%
Collaboration	74%	74%	76%	62%	71%
Fairness	65%	66%	65%	54%	70%
Respect & Appreciation	70%	67%	73%	70%	68%
Survey Average	74%	75%	74%	68%	74%

*Job Category response distributions have been truncated and may not total 100%. Please also note that data will not populate where there are fewer than five respondents.